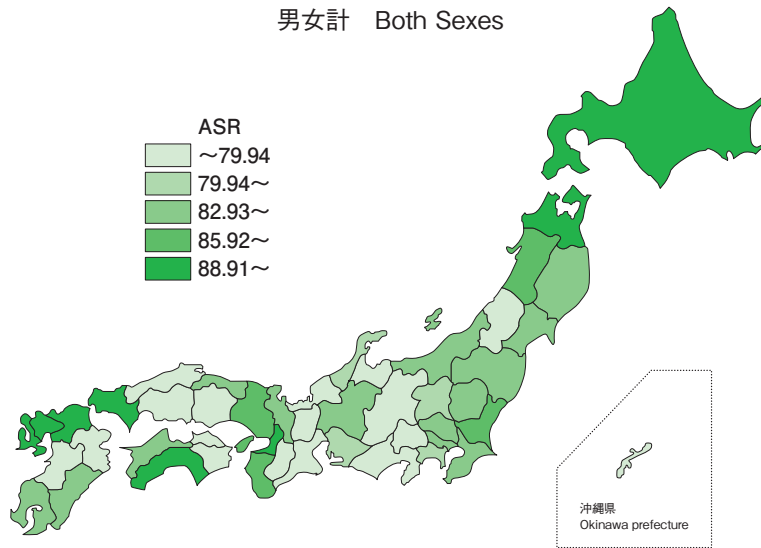


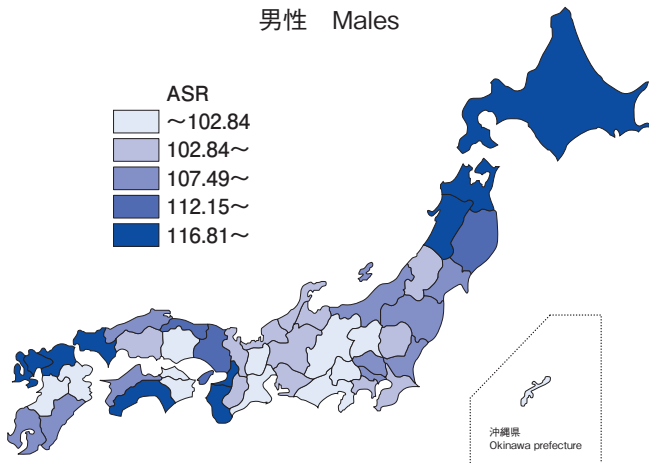
#### (1) 全がん All Cancers

75歳未満年齢調整死亡率 (人口10万対)  
Age-adjusted mortality rate under age 75 (per 100,000)

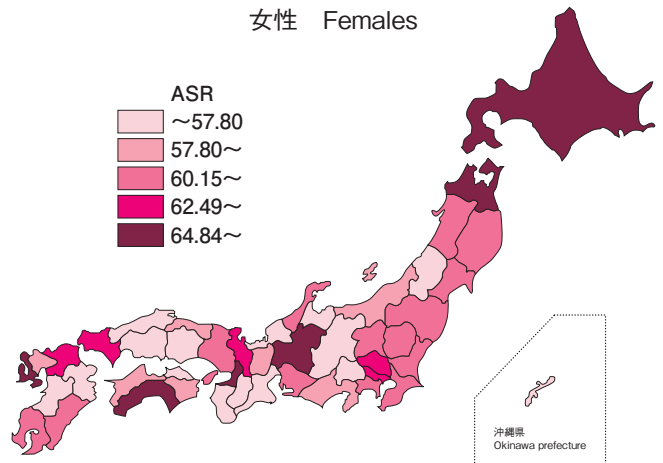
男女計 Both Sexes



男性 Males

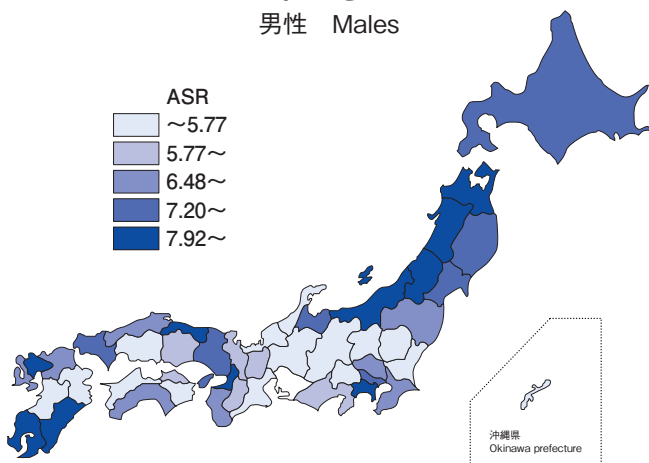


女性 Females

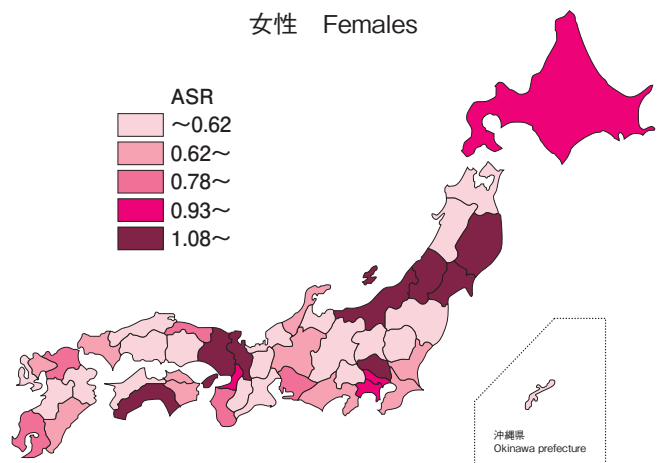


#### (2) 食道がん Esophagus

男性 Males



女性 Females



75歳未満の年齢調整死亡率 (2009年) で比較した場合、  
全がん死亡率が低い上位5県は、

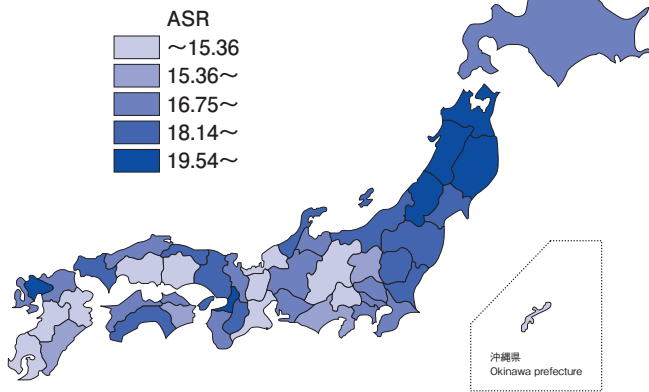
- 男女計 長野県、山梨県、福井県、三重県、香川県
- 男性 長野県、山梨県、熊本県、岡山県、三重県
- 女性 福井県、三重県、山梨県、島根県、香川県

The five prefectures with **lowest** age-adjusted cancer mortality rate under age 75 in 2009 were as follows.

- Both sexes Nagano, Yamanashi, Fukui, Mie, and Kagawa
- Males Nagano, Yamanashi, Kumamoto, Okayama, and Mie
- Females Fukui, Mie, Yamanashi, Shimane, and Kagawa

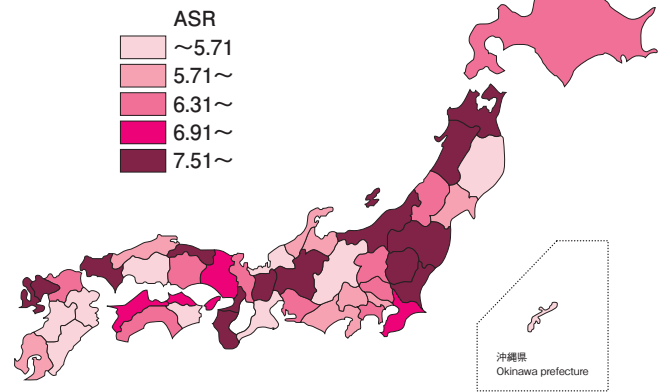
### (3) 胃がん Stomach

男性 Males



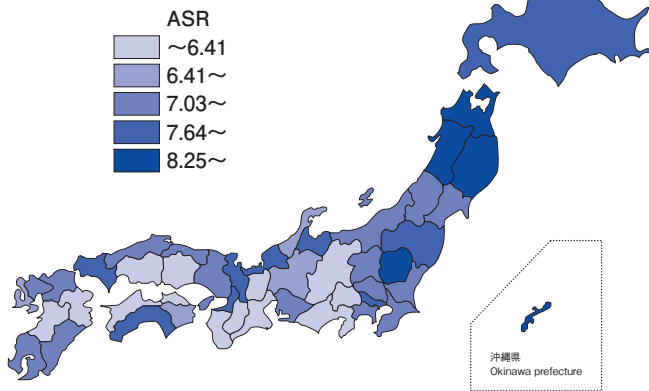
75歳未満年齢調整死亡率（人口10万対）  
Age-adjusted mortality rate under age 75 (per 100,000)

女性 Females



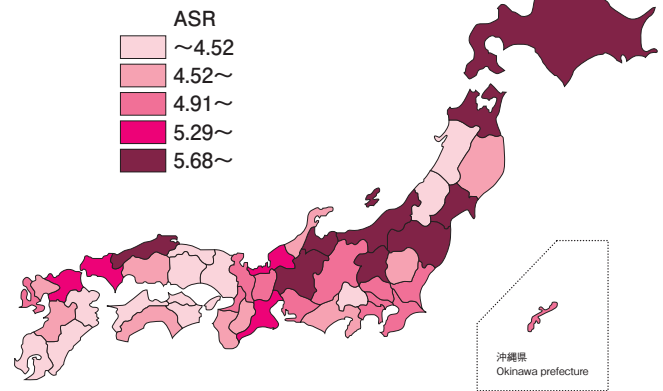
### (4) 結腸がん Colon

男性 Males



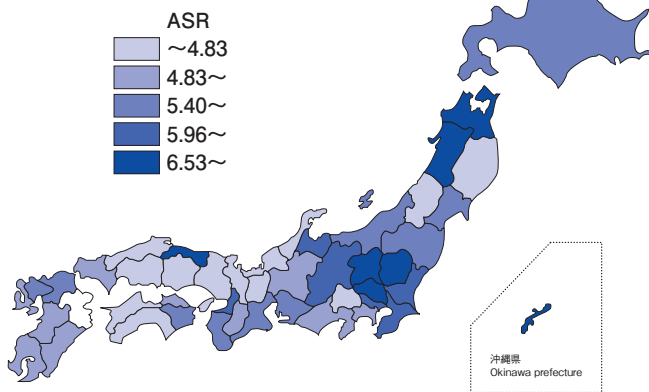
75歳未満年齢調整死亡率（人口10万対）  
Age-adjusted mortality rate under age 75 (per 100,000)

女性 Females



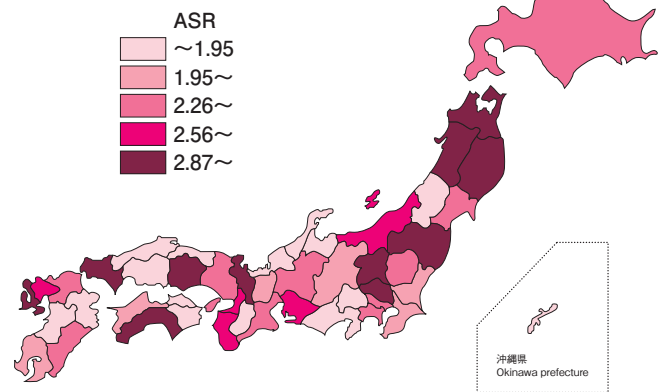
### (5) 直腸がん Rectum

男性 Males



75歳未満年齢調整死亡率（人口10万対）  
Age-adjusted mortality rate under age 75 (per 100,000)

女性 Females



がん死亡率が高い上位5県は、

男女計 青森県、大阪府、高知県、北海道、佐賀県

男性 青森県、佐賀県、大阪府、北海道、和歌山県

女性 長崎県、青森県、高知県、岐阜県、北海道

である。全がん死亡率が高いこれらの都道府県は、主要5部位（胃、大腸、肝臓、肺、乳房）の死亡率も高い傾向がある。

The five prefectures with **highest** age-adjusted cancer mortality rate under age 75 in 2009 were as follows.

Both sexes Aomori, Osaka, Kochi, Hokkaido, and Saga

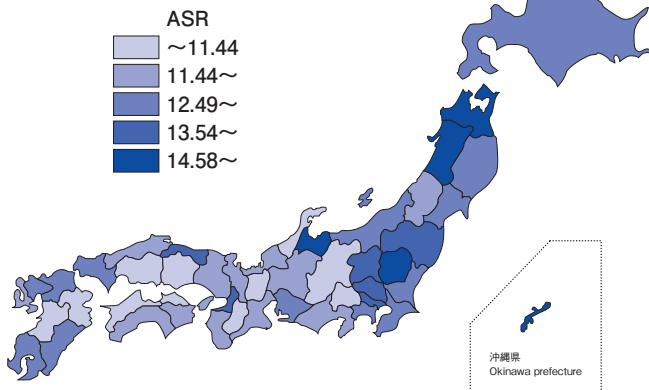
Males Aomori, Saga, Osaka, Hokkaido, and Wakayama

Females Nagasaki, Aomori, Kochi, Gifu, and Hokkaido

Those five prefectures with high all-cancer mortality rate also tended to show high mortality rates for major five cancer sites (stomach, colon/rectum, liver, lung, and breast)

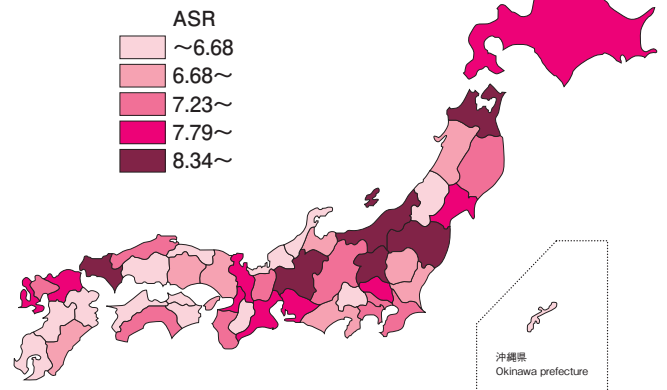
## (6) 大腸がん Colon/rectum

男性 Males



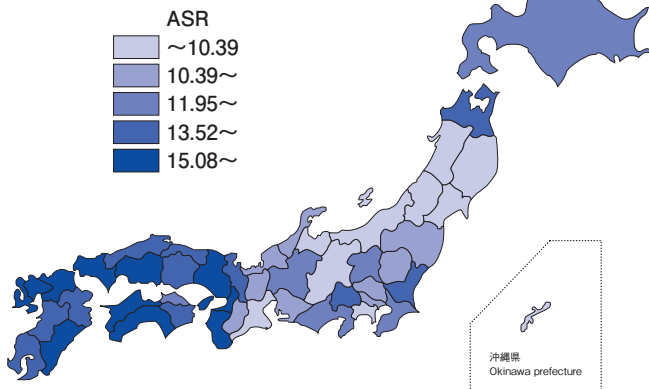
75歳未満年齢調整死亡率 (人口10万対)  
Age-adjusted mortality rate under age 75 (per 100,000)

女性 Females



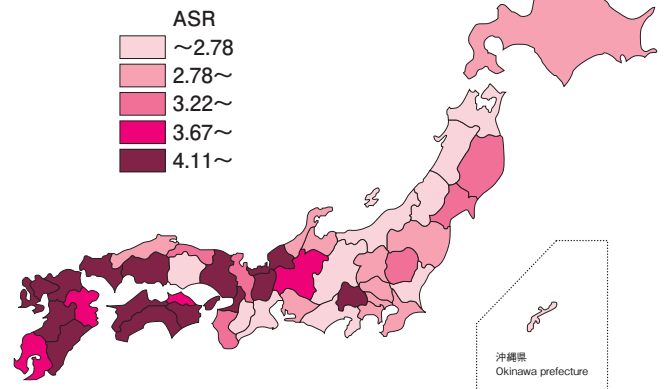
## (7) 肝臓がん Liver

男性 Males



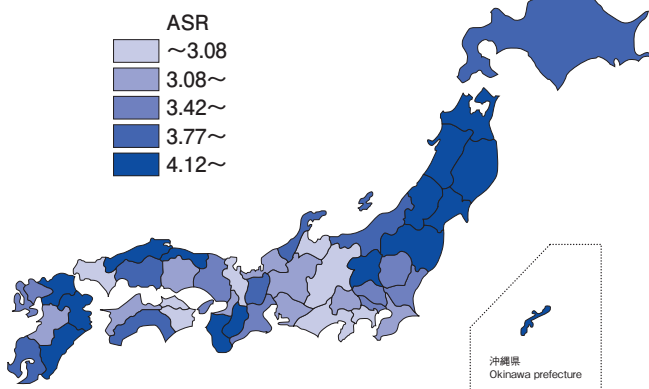
75歳未満年齢調整死亡率 (人口10万対)  
Age-adjusted mortality rate under age 75 (per 100,000)

女性 Females



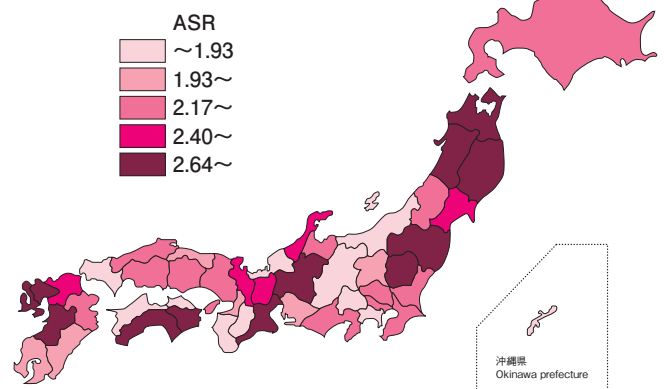
## (8) 胆のう・胆管がん Gallbladder and Bile Ducts

男性 Males



75歳未満年齢調整死亡率 (人口10万対)  
Age-adjusted mortality rate under age 75 (per 100,000)

女性 Females



部位別で死亡率の地域差が明らかな部位は、  
**[胃がん]** 男女とも東北地方の日本海側と北陸地方で死亡率が高い。

**[肝臓がん]** 男女とも西日本で死亡率が高い。これは、西日本でC型肝炎ウイルスの感染者割合が高いことに関連している。

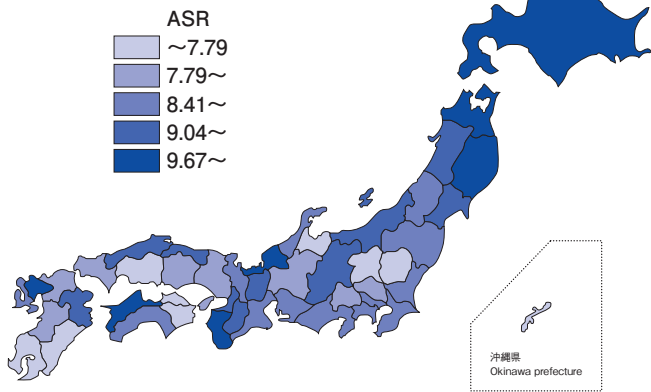
Geographic patterns of site-specific cancer mortality were as follows.

**[Stomach]** Higher mortality rate for both sexes was seen in the Western part of Tohoku district and the Hokuriku district.

**[Liver]** Higher mortality rate for both sexes was seen in Western Japan. This is associated with higher prevalence of hepatitis C virus infection in Western Japan.

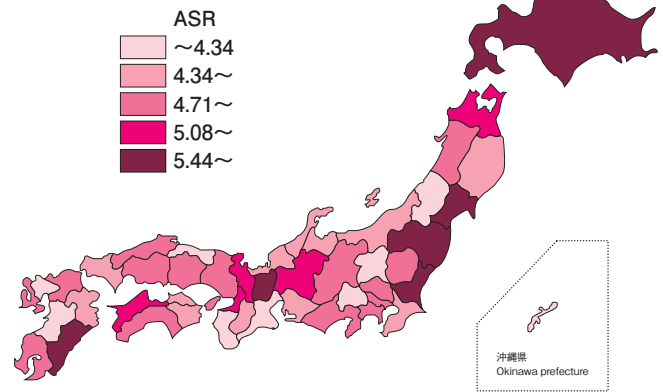
(9) 膵臓がん Pancreas

男性 Males



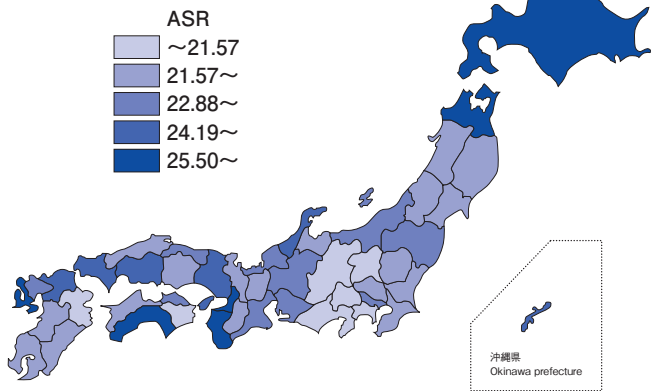
75歳未満年齢調整死亡率 (人口10万対)  
 Age-adjusted mortality rate under age 75 (per 100,000)

女性 Females



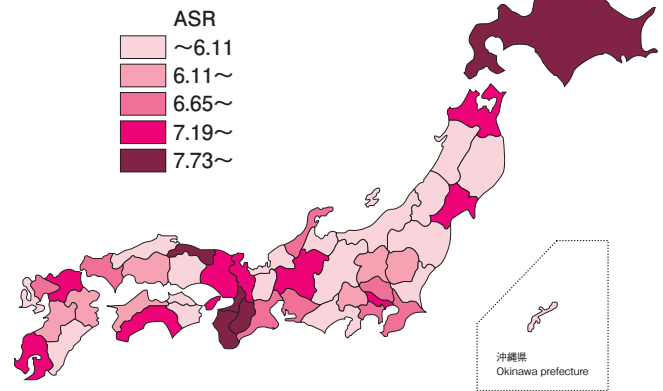
(10) 肺がん Lung

男性 Males



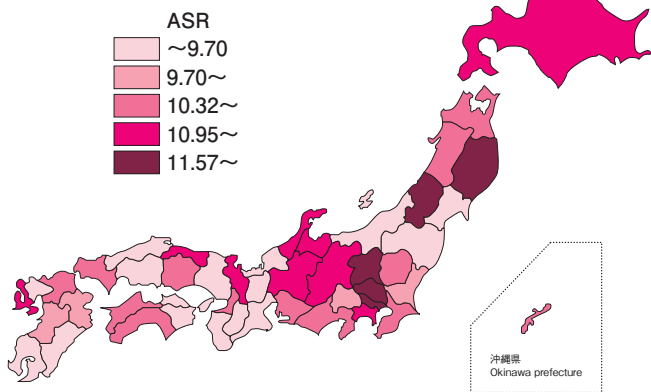
75歳未満年齢調整死亡率 (人口10万対)  
 Age-adjusted mortality rate under age 75 (per 100,000)

女性 Females



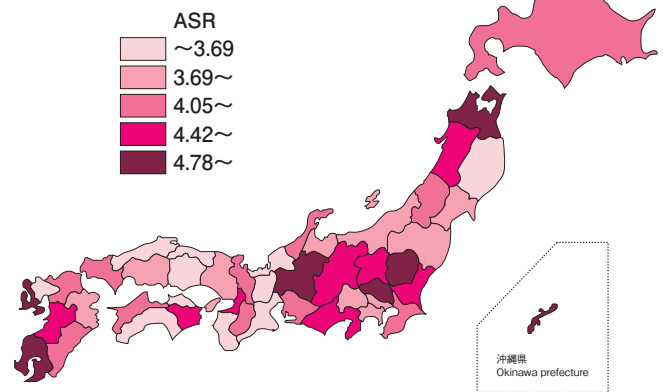
(11) 乳がん Breast

女性 Females



(12) 子宮がん Uterus

女性 Females

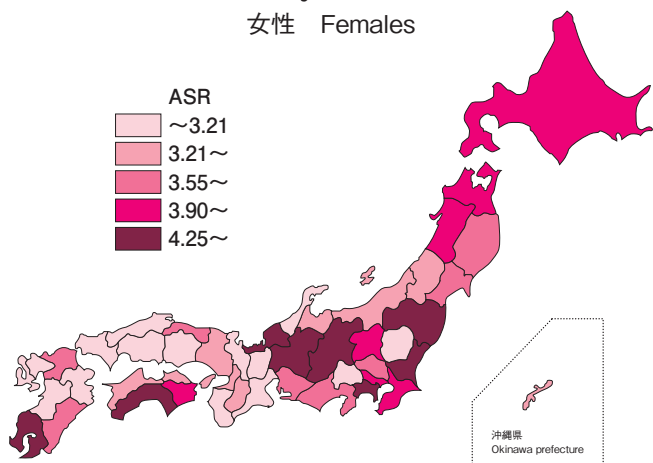


[肺がん] 男性は近畿地方および北海道で死亡率が高い。  
 [乳がん (女性)] 北九州、東日本で死亡率が高く、中国・南九州・沖縄地方で低い。

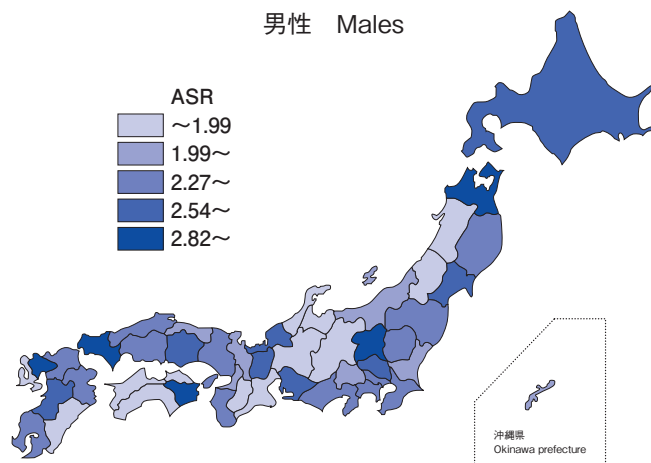
[Lung] Higher mortality rate for males was seen in the Kinki and Hokkaido districts.

[Breast (females)] Higher mortality rate was seen in the Northern part of Kyushu island and Eastern Japan, while lower mortality rate was seen in the Chugoku Southern Kyushu and Okinawa districts.

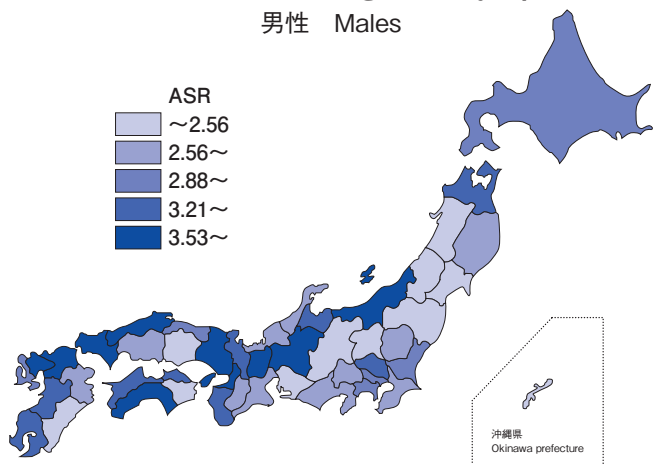
(13) 卵巣がん Ovary 75歳未満年齢調整死亡率 (人口10万対)  
Age-adjusted mortality rate under age 75 (per 100,000)  
女性 Females



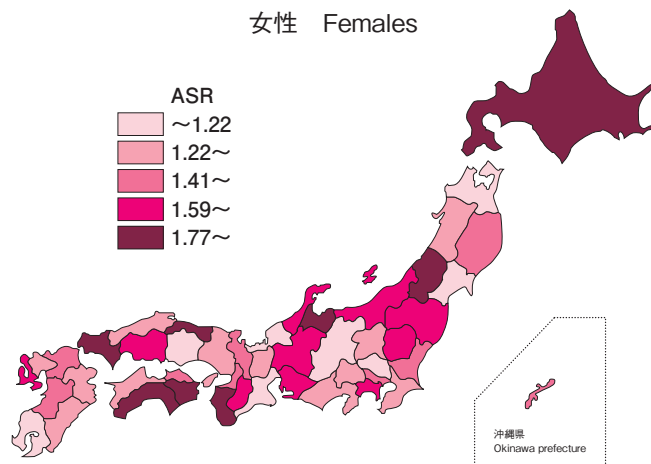
(14) 前立腺がん Prostate 75歳未満年齢調整死亡率 (人口10万対)  
Age-adjusted mortality rate under age 75 (per 100,000)  
男性 Males



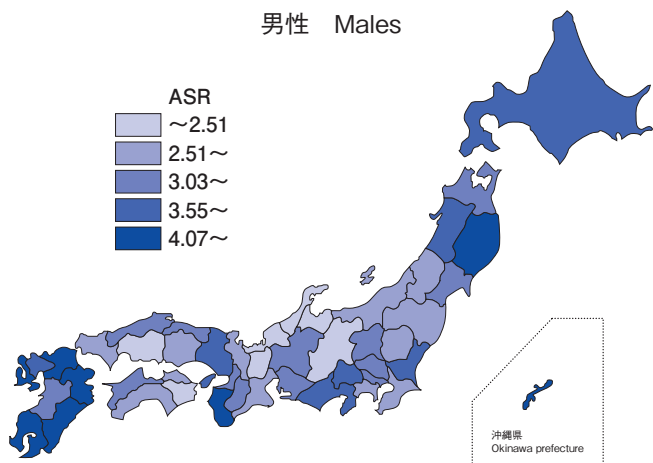
(15) 悪性リンパ腫 Malignant Lymphoma 75歳未満年齢調整死亡率 (人口10万対)  
Age-adjusted mortality rate under age 75 (per 100,000)  
男性 Males



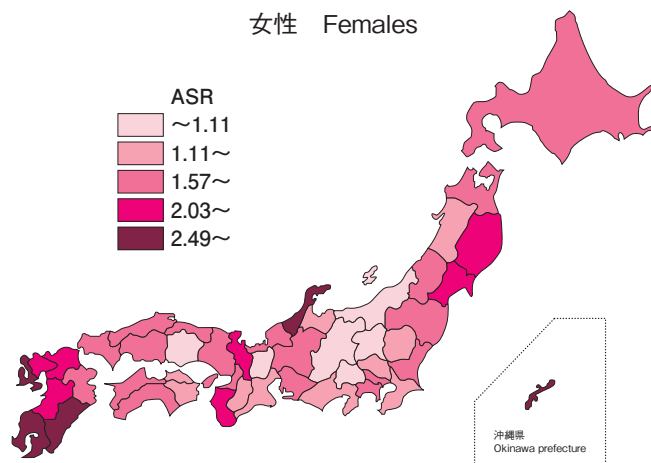
(15) 悪性リンパ腫 Malignant Lymphoma 75歳未満年齢調整死亡率 (人口10万対)  
Age-adjusted mortality rate under age 75 (per 100,000)  
女性 Females



(16) 白血病 Leukemia 75歳未満年齢調整死亡率 (人口10万対)  
Age-adjusted mortality rate under age 75 (per 100,000)  
男性 Males



(16) 白血病 Leukemia 75歳未満年齢調整死亡率 (人口10万対)  
Age-adjusted mortality rate under age 75 (per 100,000)  
女性 Females



[前立腺がん] 東北地方北部で死亡率が高い。

[白血病] 男女とも九州・沖縄地方で死亡率が高い。これは、九州・沖縄地方で成人T細胞白血病ウイルスI型 (HTLV-I) の感染者割合が高いことと関連している。

[Prostate] Higher mortality rate was seen in the Northern part of the Tohoku district.

[Leukemia] Higher mortality rate for both sexes was seen in the Kyushu and Okinawa islands. This is associated with higher prevalence of human T-cell leukaemia virus type I infection in those regions.